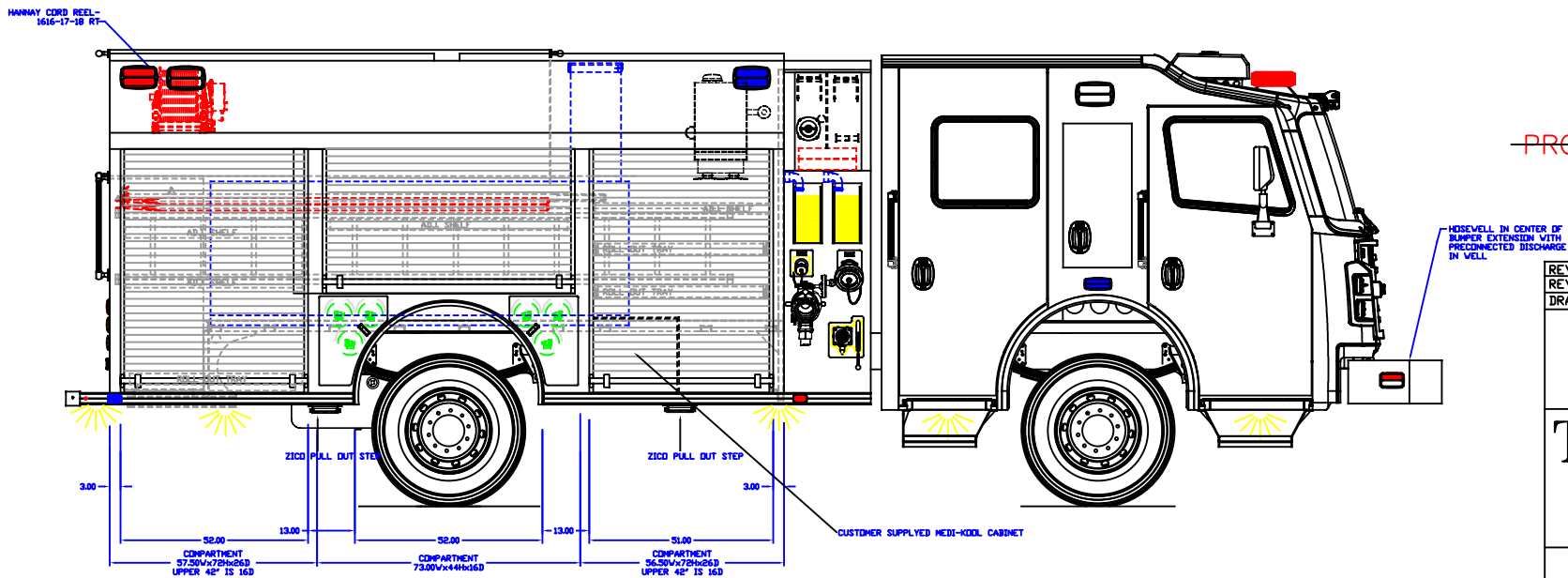
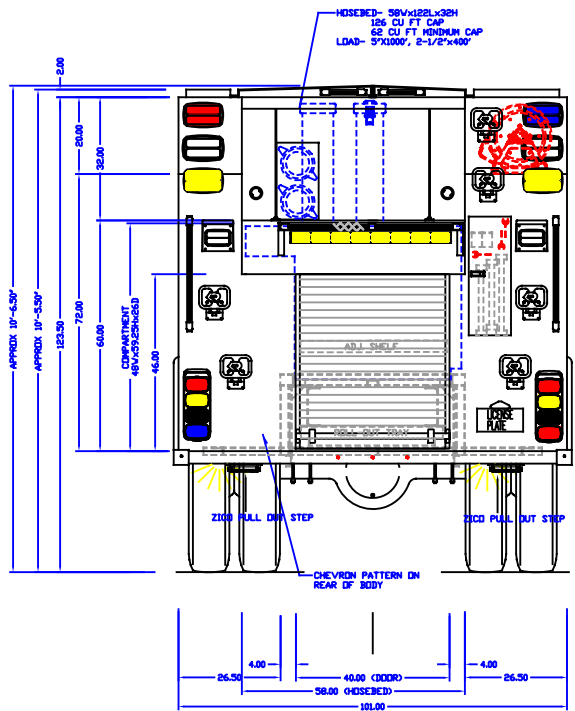
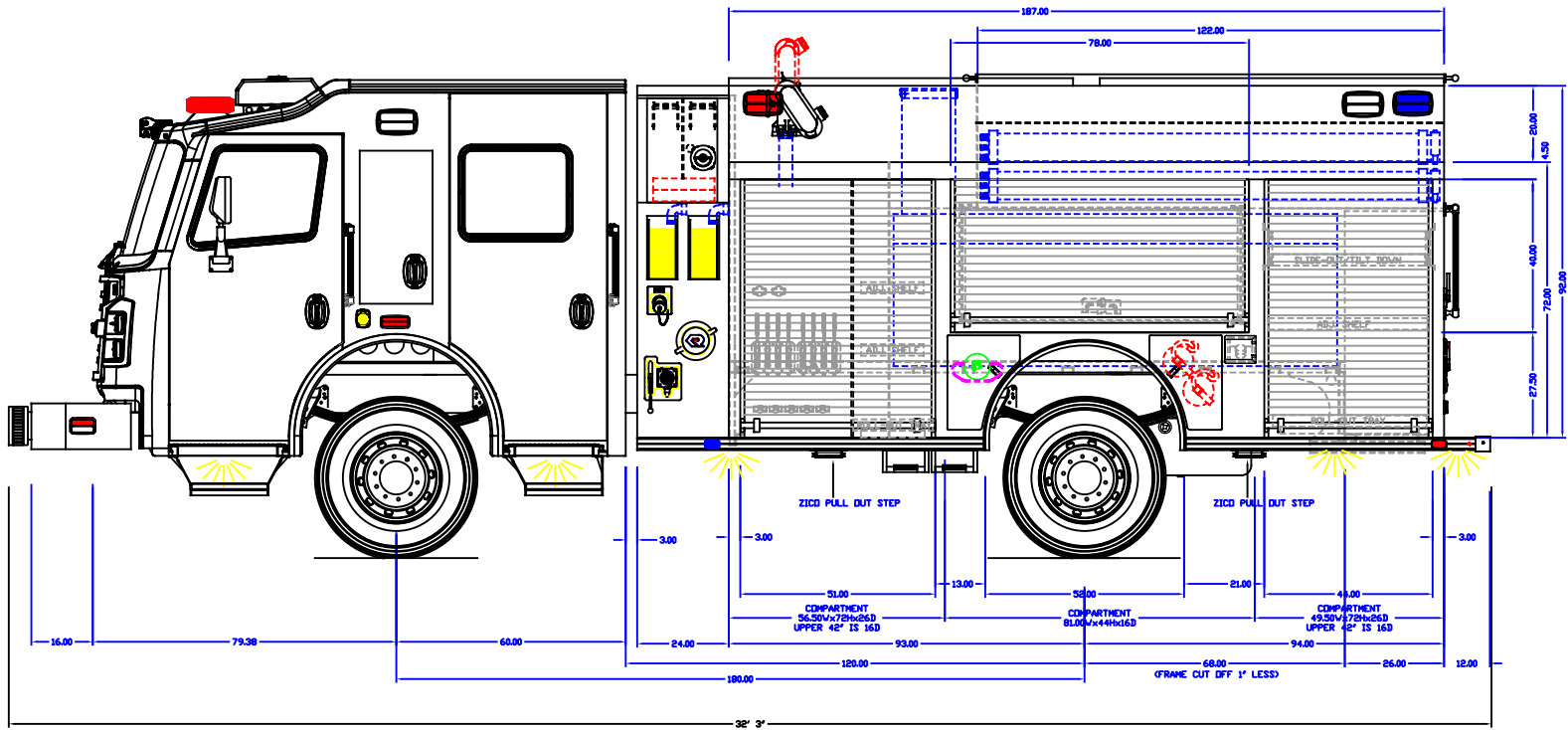
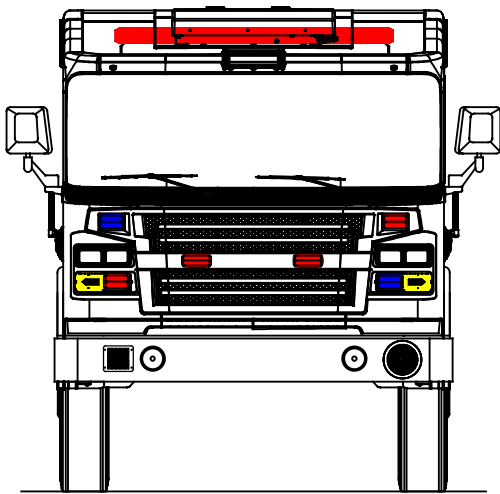
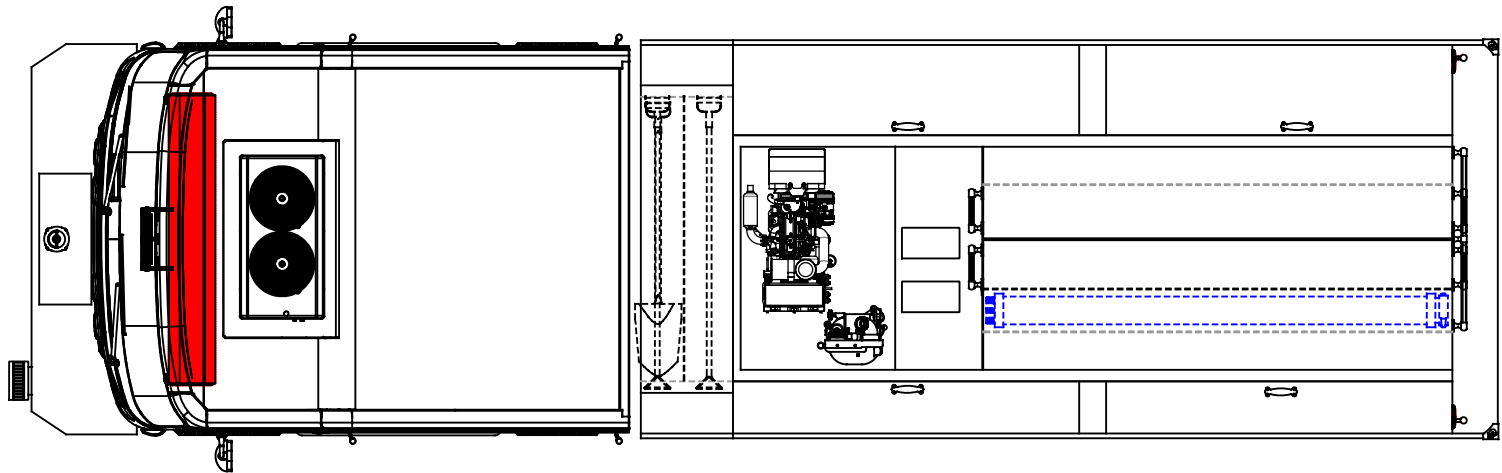


- NOTES:
1. OVERALL HEIGHT IS IN LOADED CONDITION. UNLOADED HEIGHTS MAY BE 4" ABOVE HEIGHTS SHOWN.
 2. DO NOT SCALE DRAWING.
 3. ALL DIMENSIONS ARE APPROXIMATE AND SUBJECT TO ENGINEERING CHANGES.
 4. DRAWING MAY OR MAY NOT SHOW ALL ITEMS AS DESCRIBED IN THE WRITTEN DETAIL SPECIFICATIONS.
 5. INCLUSION OF AN ITEM ON THE DRAWING DOES NOT CONSTITUTE INCLUSION OF THAT ITEM WITH THE FINAL DELIVERED UNIT.
 6. THE EFFECTIVE DOOR OPENINGS WILL BE APPROX. 2" LESS THAN THE NOTED COMPARTMENT OPENING FOR ROLL UP DOORS AND UP TO APPROX. 4" LESS FOR HINGED DOORS



INITIALS: --
JOB NUMBER: 17784
DATE: --

MAIN FILE: --
DEPT: --
DEALER: --
PRODUCTION APPROVED

APPROVED BY:

CHASSIS: ROSENBAUER 6011 4X4
PUMP: HALE 1500 GPM
TANK: POLY/750/20(FOAM)

PANEL MATL: LINE X

COMP INTERIOR: LINE X

MAXIMUM HEIGHT	11'
MAXIMUM LENGTH	32' 6"
BODY WIDTH	101"

REVISED: KA DATE: 5/2/18
REVISED: WLM DATE: 10-12-17
DRAWN: WLM DATE: 10-06-17

PROPRIETARY AND CONFIDENTIAL
THE INFORMATION CONTAINED IN THIS DRAWING IS
THE SOLE PROPERTY OF ROSENBAUER. ANY
REPRODUCTION IN PART OR AS A WHOLE WITHOUT
THE WRITTEN PERMISSION OF ROSENBAUER IS
PROHIBITED.

**TIMBER MESA FIRE &
MEDICAL DIST., AZ**



ROSENBAUER FX 3/16"

BODY NUMBER

timber mesa, az

REV

-

